







Spelling Shed	Number bonds	Oxford Reading Buddy
Practise year 1 spellings	https://www.topmarks.co.uk/Search.aspx?q=number%20bonds%20to%2020	Daily reading and quiz – complete a book review – Title, author, what was your favourite part? Draw a picture and send it in.

English	Science - Materials	Creative Curriculum
<p>http://www.pobble365.com/</p> <p>Select the picture 'A dangerous pet'. Write a story and send it in to our email address. The best ones will be shared on our website.</p> <p>See if you can apply your learning of SPaG lessons by using words with the suffixes –ed, -est and –ing. Can you get a plural in there too? What about a contraction (and, but, so, because)? Then proof-read your writing to check it makes sense.</p>	<p>Go on a material hunt around your house. (glass, plastic, wood, fabric, paper, metal)</p> <p>Write or draw a picture of the objects you have found.</p> <p>Write a sentence to say which material you found the most of and which material you found the least of.</p> <p>Were there any materials that you didn't find? Take a picture of your favourite object and send it in. The most unusual will earn 5 house points.</p>	<p>Research Christopher Columbus. What was he famous for? What was his ship called?</p> <p>Make a fact file or a spider graph with information you have found out. Draw some pictures to go with it. These can be shared when we are back in school.</p> <p>https://www.theschoolrun.com/homework-help/christopher-columbus</p>
Computing	Art	PSHE/Mindfulness/well-being
<p>Draw a map for a Beebot.</p> <p>Write some algorithms. Choose different starting points and different end points.</p> <p>Remember you can only use:</p> <div style="display: flex; justify-content: space-around; align-items: center;"> <div style="text-align: center;">  forwards </div> <div style="text-align: center;">  backwards </div> <div style="text-align: center;">  left </div> <div style="text-align: center;">  right </div> </div>	<p>Sketch a picture of your favourite animal that lives in the sea. Look carefully at the shape and patterns.</p> <p>If you have access to paints, see if you can paint one too.</p> <p>Send in a picture of your artwork</p>	<p>Make sure you stay positive whilst away from friends and extended family. Keep a positive thoughts diary to help you.</p> <p>We have given you titles for the first four days to help.</p> <p style="padding-left: 40px;">Day 1 - Things I am thankful for</p> <p style="padding-left: 40px;">Day 2 - What can I do to keep happy?</p> <p style="padding-left: 40px;">Day 3 – What am I good at?</p> <p style="padding-left: 40px;">Day 4 – What do I hope to achieve this year?</p> <p>Send in your positive thoughts – the best ones will be put on our website.</p>
PE	Maths	
<p>Joe Wicks Kids Workouts: https://www.youtube.com/watch?v=d3LPrhIOv-w</p> <p>BBC Supermovers: https://www.bbc.co.uk/teach/supermovers/ks1-collection/zbr4scw</p>	<p>Practise 2, 10 and 5 times tables</p> <p>https://www.topmarks.co.uk/Search.aspx?q=times%20tables www.mymaths.co.uk</p> <p>https://ttrockstars.com/ - challenge a friend or a teacher</p>	