




Reception Homework



Week 5 Dinosaurs



By special request, this week's home learning ideas are based around a dinosaur theme. We hope you enjoy the activities—feel free to add any of your own ideas. Please remember to save your work for us and keep adding as much as you can to your scrap books.

There are so many dinosaur activities to choose from, we've added a page of pictures for extra ideas too.

Most important of all, please remember to have fun and stay safe.

Physical Development



Use a ball, to pretend it's a dino egg about to crack—you don't want to hold on to it but you can't drop it either—practise your catching & throwing skills.



Use your super cutting skills to cut paper and make a super dinosaur headband—we definitely need to see photos of these.

P.S.E.D.



Join in with dinosaur yoga—'Tiny the T-rex' & 'Crocodiles, Dinosaurs and Dodos' both on cosmic yoga on Youtube.

Make a time capsule all about you and your family and bury it in your garden. You can plan to dig it up in 10 years time when you will be 14 or 15.

Literacy & Phonics

Why not research and write about your favourite

Maths

Ask an adult to draw you some different shapes, can you cut them out and create your shape dinosaur? Can you name or even label the shapes and their properties? Maybe you could even create a 3D dinosaur with junk and learn the names of some 3D shapes.


Draw some different size dino footprints and use 2p coins, Lego bricks or something estimate then measure how long/wide they are. Can you order them by size?



dinosaur or draw a dinosaur and label the different parts.

You could also make up your very own story about a new dinosaur from your imagination. We'd love to see what wonderful ideas you can come up with.

Remember to use your phonic knowledge as you write. Listening carefully for all the sounds in the words you are trying to write.



Which tricky words can you remember and recognise?

Design & Make

Create a dinosaur habitat using things you have at home or in the garden. What do you think dinosaurs would like in their habitat? A shoe box or cereal box would be a super start. You could make a plan and design it first then add labels and notes as you work.



If you have any old tissue boxes, you could also make your own set of dinosaur stomping feet.



Books and websites





10 Little Dinosaurs
The Dinosaur that Pooped a Planet
Dinosaur Roar
Bumpus Jumpus Dinosaurumpus
Harry and his Bucketful of Dinosaurs
Stomp, Dinosaur, Stomp
Dinosaur zoom

We have also set activities for you on Purple Mash



MAKE YOUR OWN DINOSAUR SKELE





ETON



