










Spelling Shed	TTRockstars	Oxford Reading Buddy
<p>Practise year 1 spellings</p>  <p>Login daily to practise – keep a note of your scores</p>	<p>Practise 2x and 10x tables</p> 	 <p>Read: Attack of the Robot Bunnies!– level 5 Daily reading and quiz –</p> <p>This week we are focusing on retrieval skills -True or False. Read the statements about the story and answer if they are true or false. Can you explain each choice by retrieving information from the text? Don't forget to write in full sentences.</p> <ol style="list-style-type: none"> <li>1. Evan has the power of invisibility.</li> <li>2. The children were learning how to spot a baddy.</li> <li>3. Mr Trainer was afraid of the bunnies.</li> <li>4. They kept the bunnies because they were cute.</li> <li>5. The bunnies were added to the list of baddies.</li> <li>6. Evan opened the door and round up the bunnies.</li> </ol> <p>Earn 1 house point.</p> 
English	Science - Seasons	Creative Curriculum
<p>Watch - <a href="https://www.youtube.com/watch?v=r9mryuEKkKc">https://www.youtube.com/watch?v=r9mryuEKkKc</a></p>  <p><b>Monday</b> – Justify predictions using the text. Watch the little blue fish then discuss what type of personality he has. Write a sentence for each of his traits. <b>Tuesday</b> – Use adjectives to describe the personality of the Rainbow Fish. Like yesterday, write sentences to describe the personality of the Rainbow Fish. <b>Wednesday</b> – Use conjunctions to join two simple sentences together, describing the appearance and personality of the Rainbow Fish. <b>Thursday</b> – Watch/listen to the story again. Write down some unfamiliar words that you are not sure of. Use a dictionary or google to find out the meanings.</p>	<p>We are observing changes in trees over the four seasons. This week we are looking at Summer. Draw a tree that we might see in Summer. Write some words associated with Summer. Write some sentences describing the weather in Summer? Are the day lengths longer or shorter in Summer?</p>	<p>The last two weeks you researched and located the hot and cold places of the world. This week can you research what the equator is and what climate you would see for these countries on and near the equator?</p> 

**Friday** – Use your research of the unfamiliar words from yesterday and find a word which means the same/similar. Use a thesaurus if you have one.  
Earn 2 house points.



Earn 1 house point.

This week for our 60<sup>th</sup> anniversary/birthday, we are looking at toys from the 1970's.  
What toys can you find from the 1970's? – We've given you one as a starting point.




Stylophone

Earn 2 house points.  
Happy researching!

**Art**

This year will mark our 60th Anniversary of the opening of our school.  
This week we will focus on Art.

Research minimalist art from the 1970s?  
Create a picture inspired by a minimalist artist.



Earn 2 house points.  
We look forward to see your creative skills.

**Computing**



When you login to Purple mash you will see work set for you in the '2do' tab.

Research 1970s fashion. Design an outfit for a boy or a girl.

(Don't forget to submit your work, for marking.)

**PSHE/Mindfulness/well-being**

During this unusual time, you may have some worries about returning back to school in September.



Make a worry doll so you can tell them all your worries! Worry dolls take away your worries. You may even want to make a worry family. Think about what you can use from around your house, you could use, lollypop sticks, pencils, pipe cleaners and pegs. You will also need some fabric or yarn to dress them up and finally add some features for the face.

Don't forget to send in your pictures of them!  
We look forward to seeing them all!

**PE**



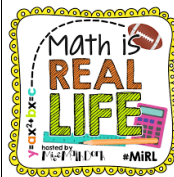
This week we challenge you to do a 2 mile jump! This can be done in your garden. Do as many laps as you can each day and enjoy our great British (unpredictable) weather.

Joe Wicks Kids Workouts:  
<https://www.youtube.com/watch?v=d3LPrhIOv-w>  
BBC Supermovers:  
<https://www.bbc.co.uk/teach/supermovers/ks1-collection/zbr4scw>

**Maths**



My maths – work is set for you to complete daily.



A real-life maths challenge – How do you measure capacity? What does capacity mean? Find an empty plastic bottle. Mark a measuring scale on it in multiples of 10 starting from 0 (at the bottom). Fill the

**Phonics**



[www.phonicsplay.co.uk](http://www.phonicsplay.co.uk) visit this page to access phonic games your children are familiar with at school.

Practice reading and writing phase 3, 4 and 5 tricky words.  
<https://www.youtube.com/watch?v=ri4u0TjAZ38>

[https://www.youtube.com/watch?v=3NOzgr1ANc4&list=PL0XxrLo\\_sPqihYkgCzwGIg76vEdDfDwy&index=2](https://www.youtube.com/watch?v=3NOzgr1ANc4&list=PL0XxrLo_sPqihYkgCzwGIg76vEdDfDwy&index=2)

<https://www.youtube.com/watch?v=eXg5FoDnqCo>

bottle to different points on your scale then use a measuring jug to confirm how much liquid you have. Record your findings in millilitres (ml) and litres (L).

Watch these and have fun!

Continue to find a free daily phonics session  
<https://greentopschool.co.uk/free-online-phonicslessons-available-from-27th-april/>