




Woodthorne Primary School



Home Learning – Year 2

W/b - Monday 15th June



This half term we will be celebrating the magic of Roald Dahl, and focussing on a different book each week.

This week, all of our activities are linked to **Fantastic Mr Fox**.

Spelling Shed	TTrockstars	Oxford Reading Buddy	
<p>Practice Year 2 spellings, try to spend a few minutes every day recapping them. Well done to our all-time top 3 spelling stars!</p> <p>Yasin – 65,399,124 coins Khadijah – 21,958,320 coins Sonam – 21,715,868 coins</p>	<p>This week, try and improve your accuracy. Can you play a round with less than 5 incorrect answers? Great effort from our top 3 Rockstars this week!</p> <p>Hanif – 97, 542 coins Zaky – 58, 701 coins Max – 55, 582 coins</p>	<p>Keep building up your reading stamina! Additionally this week, read any fiction or non-fiction book about an animal. Suggestions include:</p> <p>Seeing in the dark (Orange) Hibernation (Orange) Beaks and Feet (Purple) Going Underground (Lime) Amy the Hedgehog Girl (Copper/Brown)</p>	
Creative Writing		Art / DT	Mindfulness
<p>This week try practising a skill each day, and build up to your final piece of writing, a wanted poster (character description) for Mr Fox.</p> <p><i>An audiobook of the story can be found on the following link. The first 18mins recaps the initial 6 chapters, which you might find helpful to review before completing the tasks.</i> https://www.youtube.com/watch?v=nJofxwa5bMo</p> <p>Day 1 – Identify the key features of a character description, which will help you to plan your own one of Mr Fox: https://classroom.thenational.academy/lessons/to-identify-the-key-features-of-a-character-description/activities/1</p> <p>Day 2 – Summarising the key information helps you pick out and recall the key facts. Divide a large piece of paper up into 4 sections. Put these headings in each box: Mr Fox's appearance, Mr Fox's personality, Mr Fox's house, and Mr Fox's friends. Each time you find a key piece of descriptive information, summarise it and add it to the chart e.g. 'too clever for farmers to catch him', 'lives in hole under tree in wood above valley'</p> <p>Day 3 – Use commas in lists to write descriptive sentences about Mr Fox, his family or habitat e.g. His broad, bushy, thick and scarlet tail is as fluffy as cotton wool. https://www.bbc.co.uk/bitesize/articles/zjs8wtu</p> <p>Day 4 – Use apostrophes for possession in sentences when describing each of the characters or habitat: https://www.youtube.com/watch?v=ToWQOo3tGw8</p>		<p>This week you will need to use last week's learning on foreground, background and perspective.</p> <p>Create a piece of artwork of a woodland habitat (the setting in Fantastic Mr Fox.) Use your Science work to think about the different plants, trees and animals that live in this habitat.</p>  <p>Use one of these media/materials: collage, paints or sculpture. Think carefully about the</p>	<p>Create some nocturnal animals shadow puppets. You will need a flat, light coloured surface (e.g. a wall) and a light source, such as a torch or lamp.</p> <p>Either use your hands or cut out black paper/card animals. Can somebody guess which animals you have made? You could create a story or show to perform to your family.</p> 

Day 5 – Use all of this week’s skills to make a wanted poster for Mr Fox. Draw him, then write a detailed description of both his appearance and his personality. Include details about his family, interests, diet, friends, habitat and enemies. Use the Oak Academy lesson to recap how to write a character description, before completing your own on about Mr Fox: <https://www.thenational.academy/year-2/english/to-write-a-character-description-about-the-white-elephant-year-2-wk2-5>

Extra challenges: include alliteration, similes, fronted adverbials, or apostrophes for contraction (e.g. can't, won't, didn't, I've)

perspective and which animals are in the background/foreground.

Science

Animals are all part of food chains. Food chains show how plants and animals get their energy. The book Who Eats Who? Oxford Reading Buddy has lots of very helpful information!
Use the video, quiz and your own research to find out the meaning of these key scientific words:



Predator, prey, carnivore, herbivore, omnivore, producer and consumer.

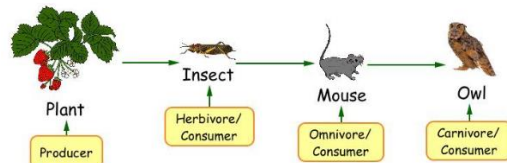
<https://www.bbc.co.uk/bitesize/topics/zx882hv/articles/z3c2xnb>

Think about a woodland habitat, like in Fantastic Mr Fox. What plants or trees are the producers? Which animals are the prey? Which are the predators?

<https://www.bbc.co.uk/bitesize/topics/zx882hv/articles/zc42xnb>

<https://www.bbc.co.uk/bitesize/topics/zbnbn9q/articles/zsphrwx>

Create a food chain as shown in the video.



You could challenge yourself to create food chains for different habitats, e.g. desert, polar region, ocean, rainforest etc.

MyMaths

Here are the daily tasks for this week. They will be made available at the start of each day:

Monday: Position, Direction and Movement

Tuesday: Patterns and sequences

Wednesday: Position and turning

Thursday: Introducing Data

Friday: Sorting



Creative Curriculum

Use google maps to look at your local area. Then create either a map of your home, local area or Mr Fox’s local area in the story. Remember to use a bird’s eye view, and include a key so people can see all of the features of your local area:



Woodthorne’s 60th Birthday

1970s



The first ever mobile phone was invented in the 1970s. This week, we would like you to record your very own answerphone message for the school office. Send your audios into our class email and we’ll get Mrs Fellows to choose her favourite one. Best of luck!

PE

<https://www.youtube.com/playlist?list=PLnwoPgo24bhmqV8Y76iXnwYw9T9AlxbqJ>

This week, challenge a friend or family member. Choose one of the activities from the Youth Sport playlist and hold your own ‘mini sports challenge.’

Computing

Log in to Purple Mash and complete the nocturnal animals’ task. Choose one or more of the animals, do some brief research and write a few sentences about it. Remember to look at the keywords on the left hand side to give your ideas for your writing.

Class Email

wt.y2homelearning@perryhallmat.co.uk