












This half term we will be celebrating the magic of Roald Dahl, and focussing on a different book each week.

This week all of our activities are linked to **The BFG**.

Spelling Shed	TTrockstars	Oxford Reading Buddy	Computing
<p>Practice Year 2 spellings, try to spend a few minutes every day recapping them.</p> 	<p>This week, it's boys versus girls! Who will win? Try and play for 5 minutes every day to help your team!</p> 	<p>Read one of these books about a giant: Kipper and the Giant (Orange) The Lazy Giant (Gold) Compare them to The BFG.</p> 	<p>Log in to Purple Mash and write a postcard from the 1970s. Research and describe the food, clothes, toys and technology.</p> 
Creative Writing		Science	
<p>This week try practicing a skill each day, and build up to your final piece of writing, an explanation text for your own dream machine.</p> <p>Summary of the story: https://www.youtube.com/watch?v=0x9CmATrN_A</p> <p>Day 1- Understand the features of explanation texts: https://www.bbc.co.uk/teach/class-clips-video/english-ks1-ks2-how-to-write-an-explanation/zh2kjhv Draw your design and label it (a diagram), inventing words like the BFG does.</p> <p>Day 2 – Use powerful verbs and adverbs, to accurately describe your invention. Use the Oak Academy lesson: https://classroom.thenational.academy/lessons/to-identify-and-use-powerful-verbs-and-adverbs/ Mind-map different verbs and adverbs you could use for each part of your dream machine.</p> <p>Day 3 – You'll use paragraphs to describe each different part of the dream machine. Find an example text (any short story, newspaper article etc.) and map out subheadings and the key details for each paragraph. Use this to plan your own piece of writing about your dream machine.</p> <p>Day 4 – Use this week's skills to write your own explanation text about your dream machine.</p>		<p>This week investigate your senses and in particular, hearing.</p> <p>The BFG has enormous, incredible ears. Complete the lesson to find out about sound, how it travels and how we hear it in our ears: https://classroom.thenational.academy/lessons/what-is-sound/</p> 	

<p>Day 5 – Edit and improve your writing. Check for spelling and punctuation mistakes, then check your writing flows well. Use the BBC bitesize lesson: https://www.bbc.co.uk/bitesize/articles/z799ydm</p> <p>Extra challenges: Apostrophes for possession and contraction, alliteration, use a range of suffixes, range of conjunctions. Check spelling of Year 3 common exception words: https://www.twinkl.co.uk/resource/t2-e-4298-year-3-and-4-common-exception-words-word-mat</p>		
Art / DT	Woodthorne's 60 th Birthday	Creative Curriculum
<p>Design your own giant! Use a Pointillism painting technique to paint your picture of your own giant.</p>  <p>Use the lesson below to find out how to paint using a Pointillism technique:</p> <p>https://www.bbc.co.uk/bitesize/clips/zs9yj6f</p>	<p style="text-align: center;">1980s</p> <p>The 1980s showcased one of the most famous musicians - Michael Jackson. His dance move the 'moonwalk' became popular all around the world. This week get your dancing shoes on and let's choreograph a series of moves to celebrate what we love most about Woodthorne! Send your crazy moves into our class email. We can't wait to see your dances!</p> 	<p>The giants travel to lots of different places to find humans to gobble up. Find these countries on a map, and choose one to research: Turkey, Greece, Wales, Panama, Denmark, Chile, New Zealand, Sweden and India.</p> <p>Find out 10 facts about your chosen country.</p> 
My Maths	PE	Mindfulness
<p>Here are the daily tasks for this week. They will be made available at the start of each day:</p> <p>Monday: Lists and tables 1 Tuesday: Lists and tables 2 Wednesday: Tally Charts Thursday: Block Charts Friday: Pictograms</p> 	<p>This week, learn a new game. Choose your favourite topic from the ones below and find a new game to teach your friends and family:</p> <p>https://www.thepeshed.com/topic-themed-ideas</p> 	<p>Dreams are very important to the BFG. What are your dreams for the future? Create your own dream jar. See the link below for instructions:</p>  <p>https://blog.whsmith.co.uk/how-to-make-your-own-dream-jar-the-bfg/</p>

Class Email

wt.y2homelearning@perryhallmat.co.uk