










Woodthorne Primary School
Home Learning – Year 2
W/b - Monday 29th June



This half term we will be celebrating the magic of Roald Dahl, and focussing on a different book each week.

This week all of our activities are linked to **The Enormous Crocodile**

Spelling Shed	TTrockstars	Oxford Reading Buddy	Computing
<p>Practise Year 2 spellings, try to spend a few minutes every day recapping them.</p> 	<p>The girls are currently winning the Year 2 battle, but we'll give you an extra week to see if you can change the result!</p> <p>Year 2 Boys 192 544 Year 2 Girls</p> 	<p>Read any of these books about safari animals:</p> <ul style="list-style-type: none"> Safari Adventure Giant Animals Animal Magic The Water Thief Let's Play Animal Conflicts 	<p>Log in to Purple Mash and choose your task:</p> <ul style="list-style-type: none"> Create your own patterned crocodile OR Create a fact sheet on safari animals 
Creative Writing		Science	
<p>This week try practising a skill each day, and build up to your final piece of writing, a newspaper report about a dangerous crocodile on the loose!</p> <p>Day 1- Features of a newspaper report https://classroom.thenational.academy/lessons/read-the-example-and-identify-the-key-features</p> <p>Day 2 – 5 Ws. The first paragraph of a newspaper report gives detail about the 5Ws: How, where, what, where and why. Use the story to make notes on the 5Ws in the Enormous Crocodile.</p> <p>Day 3 – Use inverted commas for speech. Try the lesson: https://www.bbc.co.uk/bitesize/topics/zvwwxnb/articles/ztcp97h Then practice writing what each character would say about their experience meeting the enormous crocodile.</p> 		<p>There are lots of animals in the story, including a monkey, elephant and bird.</p> <p>Complete the lesson on grouping (classifying) animals. Watch the videos and make a poster to classify different African animals (e.g. crocodile, hippo, cheetah, vulture, hyena, wildebeest etc.)</p> <p>https://www.bbc.co.uk/bitesize/articles/z4svgwx</p> 	

Day 4 – Alternative verbs for said. Use a thesaurus and your own research to find alternative verbs for 'said', to add variety and impact on your reader.

Day 5 – Combine all this week's skills to write your newspaper report about the dangerous crocodile on the loose. Remember to include reports from each animal.

Extra challenges: Apostrophes for possession and contraction, range of sentence types, include specific facts, use a range of suffixes, range of conjunctions. Check spelling of Year 3 common exception words:

<https://www.twinkl.co.uk/resource/t2-e-4298-year-3-and-4-common-exception-words-word-mat>

Art / DT

Make a model of one of the rides at the fair. You could use a model kit such as Lego or junk modelling. Can you make some moving parts for your model?



Woodthorne's 60th Birthday

1990s

The 1990s were known for their neon bright colours, denim button down western shirts and their metallic spandex leggings. Raid your grownups wardrobes and create a 1990s inspired outfit! The crazier the better – send us your photos, we'd love to have a good laugh!



Creative Curriculum

The Enormous Crocodile is set in Africa.

Complete the BBC bitesize lesson to find out more about the continent of Africa, and its' human and physical features.



<https://www.bbc.co.uk/bitesize/articles/zk9tpg8>

My Maths

Here are the daily tasks for this week. They will be made available at the start of each day:

Monday: Number facts and doubles 2

Tuesday: Number facts and doubles 3

Wednesday: Counting on and over 10 and 20

Thursday: Sums crossing 10s

Friday: Adding and taking away



PE

Have a go at an African drumming and dancing workshop. Then try and make up your own routine!


<https://www.bbc.co.uk/bitesize/clips/zn6d7ty>



Mindfulness

Try the stretch safari yoga workout!

Can you create your own safari animal yoga poses?



<https://www.youtube.com/watch?v=ybPwuaGoa9E>

Class Email

wt.y2homelearning@perryhallmat.co.uk