







Woodthorne Primary School

Home Learning – Year 2

W/b - Monday 13<sup>th</sup> July

## Year 2 Transition Grid (Week 2)

Please send all work to your current email address [Wt.y1homelearning@perryhallmat.co.uk](mailto:Wt.y1homelearning@perryhallmat.co.uk)

Spelling Shed	TTrockstars	Computing
<p>Can you write these words in a sentence</p> <ul style="list-style-type: none"> <li>• behind</li> <li>• children</li> <li>• everybody</li> <li>• both</li> </ul>	 <p>Congratulations to 1KP for the win! Especially Arjun who single handily generated such an impressive score! This week our mission is to challenge as many class mates and teachers as you can. Challenge each other to a Rockslam and let's see how many coins/ points we can get!</p>	<p><b>When I grow up</b></p> <p>Log into Purple Mash and search for the task 'When I grow up'. Watch the video and explore the range of jobs/ careers you could pursue, then complete the task.</p> <p><a href="https://www.purplemash.com/#app/pup/growup">https://www.purplemash.com/#app/pup/growup</a></p> 
Creative Writing		Science
<p>We have special jobs in the classroom, such as milk monitor, book corner tidier, weather reporter and line leader.</p> <p>What job would you be most suitable for? Can you write a CV and a letter of application to tell us what job you would like to have in the classroom?</p> <p>Monday – What job you are applying for?          Tuesday – Why you think you would be suitable for that position?          Wednesday – What specific qualities you have that would make you the perfect person for the job          Thursday – Generate your CV and remember to write clear paragraphs explaining- why you are writing to us.          What job you think you would like to do and explain why you would be good/the best person for the job.          Friday – Ask for a reference – find a family member who could 'vouch' for you and the qualities you have listed</p>		<p>For Science this week click on this website and read the information on the different types of habitats, then try the quiz at the end.</p> <p><a href="https://www.bbc.co.uk/bitesize/topics/zx882hv">https://www.bbc.co.uk/bitesize/topics/zx882hv</a></p>  
Creative Curriculum		

Hopefully you would have guessed that our topic for the Autumn Term is...



<https://www.museumoflondon.org.uk/schools/session-detail?id=1058>

To mark the events 350<sup>th</sup> anniversary, follow the link above where each week you'll take an interactive tour through a Fire! Fire! Exhibition – learning key facts and seeing a mix of real and replica objects that tell the story of the blaze. Here are the dates, times and topics:

Monday 6 July, 2-2:30pm – **Part 1: How the fire began**

Monday 13 July 2-2:30pm – **Part 2: How the fire was stopped**

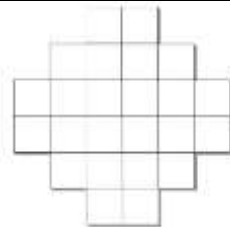
Monday 20 July 2-2:30pm – **Part 3: How the fire changed London**

Once you have attended the above sessions, write down some questions about the topic. We have earmarked some lessons in the first term to answer/ explore your questions. Please send in your 3 questions to the Year 1 class email as we wish to display these on our topic display, in the classroom.

### Maths

This week we have a Maths Puzzle...

How many squares are there?  
(remember multiple smaller squares could make a larger square). Have fun exploring!



Also don't forget to visit MyMaths to see what you have been set

### Reflection

In September we would like to complete a display in the Year 2 Corridor (where your coats and bags will be kept). We know lots of you will have missed many of your classmates and teachers whilst we have been of school. We would like you to download the below postcard template and address it to a friend/ peer who you haven't been in contact with recently. It would be a great idea to decorate the back with drawings of some of your favourite memories together as well as a message of what you admire/ miss about them the most. Send these through to the Year 1 class email and we'll print them off. It would be lovely to see some of your postcards on display when you come in on your first day back at school in September!

As this will be the final transition/ home learning grid sent to you, this academic year, we would just like to take the opportunity to thank you for all your lovely messages and emails. We can't wait to meet you all when we're back in school. Best wishes, Miss Arshad, Mrs Sodhi and Miss Richards.



*Stay  
Safe*

---

---

---